

Business Industrial Network

From: news@asi-ez.com
Sent: Friday, November 12, 2004 8:56 AM
To: Interest in Industry
Subject: ASI - Control System Design & Layout Tips

If you have problems viewing this email, please point your browser to:
http://www.asi-interconnect.com/announcements_and_news/2004/Design.shtml

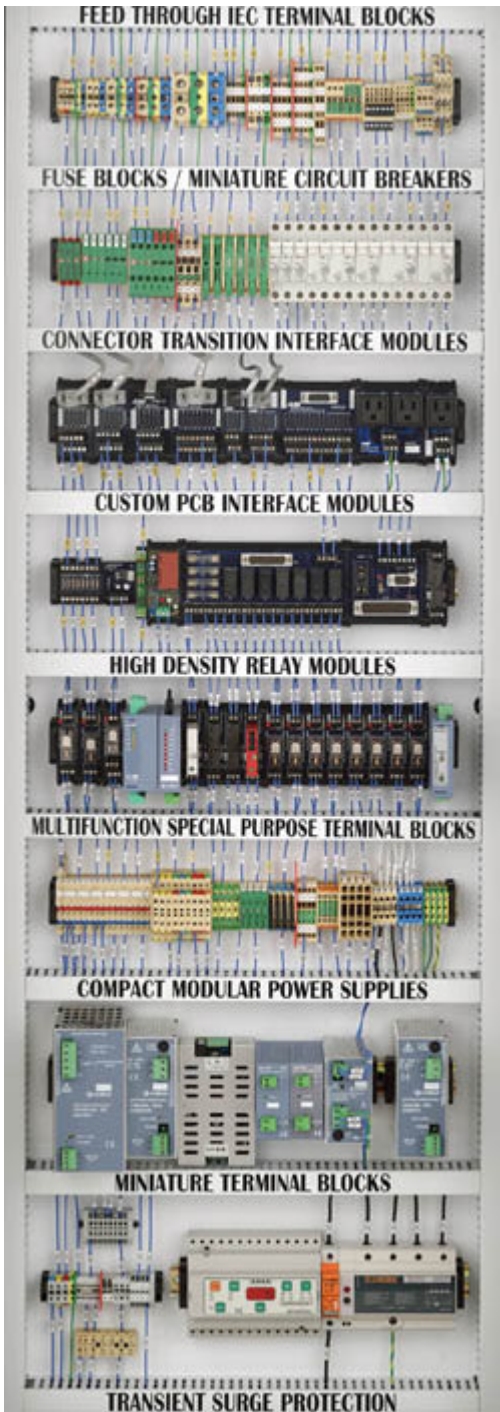


"ASI - Control System Design and Layout Tips"

Does your control panel look this organized? Are your technicians and field personnel intimidated by the components and wiring in your control cabinet? If you are not entirely happy with the wiring and the layout in your control cabinet then you should consider some of the products and services available from Automation Systems Interconnect. In addition to helping you design and lay out a superior control system you will find high quality products, immediately available at excellent prices when you visit ASI at www.asi-ez.com.

In the meantime, here are some ideas/tips that may help you in your next panel design:



1. When you lay out your din rails with IEC terminal blocks consider putting the ground blocks at each end of the assembly, thereby eliminating the need for end clamps.
2. Make sure to match the terminal block to the size of the wire in the panel. It is amazing how many people waste money by over-sizing the terminal blocks.
3. If space is a problem then consider multiple level terminal blocks, especially those with added functions such as disconnects, fusing, ground and sensor connections.
4. If you are connecting to a controller or a PLC consider eliminating terminal blocks entirely and designing in transition or interface modules, which can reduce up to 66% of the wiring labor.
5. If you have a lot of wiring that is the same size then you could be an excellent candidate for IDC or insulation displacement terminal blocks, which can eliminate up to 80% of wiring labor.
6. When you require an AC outlet in the panel, consider the din rail mount versions, as they will reduce installation time and additional hardware.
7. Compact modular power supplies, which mount to din rails, can dramatically reduce your space and installation requirements.



8. Help your field repair organization by using fuse blocks with indication. These handy items will greatly improve your ability to quickly service your equipment.
9. When wiring your control panel, consider using colored markers, which will help to make the wiring somewhat easier without the added cost of colored terminal blocks.
10. Stop paying for high overhead and a middleman when you need control system components. Go to www.asi-ez.com for terminal blocks, power supplies, interface modules, sensors, sensor accessories, marking systems, circuit breakers, relays, signal conditioners and more to save 20% to 50%.

CLICK FOR SPECIAL INTERNET PRICING

Request free literature today by clicking on the picture below.



Automation Systems Interconnect, Inc. / P.O. Box 1230 / Carlisle, PA 17013
717-249-5581 / 877-650-5160 – toll free / 717-249-5542 – fax

www.asi-ez.com

sales: dhall@asi-ez.com / customer service: info@asi-ez.com / engineering: mmanning@asi-ez.com

ASI respects your time and your privacy. If you feel you have received this email by mistake or if you no longer want to receive product updates, please click [here](#). However, to ensure that the unsubscribe process has been completed successfully, please allow 2 weeks. We do apologize for any interim emails that are received while we are updating our records.

[Copyright](#) © 2004 Automation Systems Interconnect, Inc. (ASI)